



DAG-100SP

Maintenance Manual



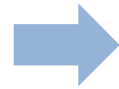
YANGSAN MACHINERY



DAG-100SP_Disassembly



1) HANDLE BODY 분해



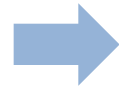
2) CASING COVER 분해




3) SPINDLE MODULE 분해



4) SNAP RING 분해




5) BEARING(6203ZZ) 분해



6) DRIVEN GEAR 분해



DAG-100SP_Disassembly



7) CYLINDER, FRONT PLATE 분해




8) SNAP RING 분해



9) REAR PALTE에서 ROTOR 분해



10) 분해된 모습



11) ROTOR와 REAR PLATE 조립



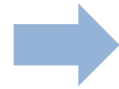
12) ROTOR와 REAR PLATE 간격조정 (0.02mm)



DAG-100SP_Disassembly



13) BLADE 조립



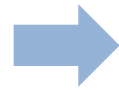
14) CYLINDER, FRONT PLATE
조립



15) DRIVEN GEAR 조립



16) BEARING(6203ZZ) 조립



17) MOTOR, SPINDLE MODULE
ASS' Y 모습



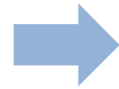
18) CASING에 BEARING(629ZZ)
조립



DAG-100SP_Disassembly



19) BEARING(629ZZ) 조립



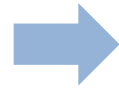
20) SPINDEL MODULE 조립



21) CASING COVER 조립



22) CASING에 MOTOR MODULE 조립



23) HANDLE BODY MODULE 조립