



DAG-7SG

Maintenance Manual



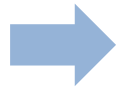
YANGSAN MACHINERY



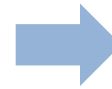
DAG-7SG_Disassembly



1) 제품 확인



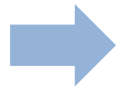
2) WHEEL COVER 분해



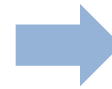
3) HANDLE BODY BOLT 분해



4) HANDLE BODY 분해



5) CYLINDER ASSY 분해



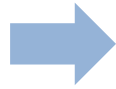
6) WHEEL NUT FLANGE 분해




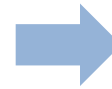
DAG-7SG_Disassembly




7) WHEEL HOLDER FLANGE 분해



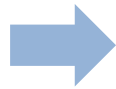
8) COVER, CASING 분해



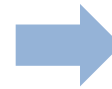
9) OIL SEAL 분해



10) WHEEL SPINDLE ASSY 분해



11) WHEEL SPINDLE ASSY 분해

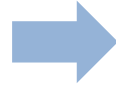


12) WASER, BEARING 분해


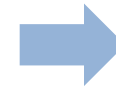
DAG-7SG_Disassembly



13) SPACER 분해




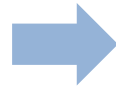
14) 분해된 모습



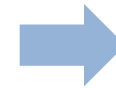
15) BEARING(608ZZ) 분해



16) SNAP RING 분해



17) DRIVEN GEAR 분해(2-1)




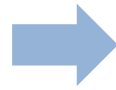
18) DRIVEN GEAR 분해(2-2)



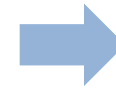
DAG-7SG_Disassembly



19) KEY 분해




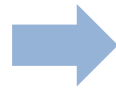
20) BEARING(6303ZZ)분해



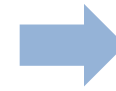
21) SPACER 분해



22) GOVERNOR 분해




23) DRIVING GEAR 분해

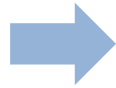


24) KEY 분해

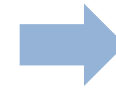
DAG-7SG_Disassembly




25) FRONT PLATE 분해




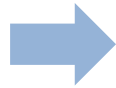
26) CYLINDER 분해



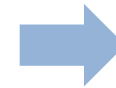
27) BLADE 분해



28) ROTOR와 REAR PLATE 분해



29) BEARING 분해


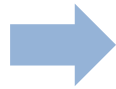


30) 분해 모습

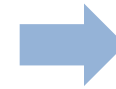
DAG-7SG_Disassembly



31) ROTOR 단면 정리



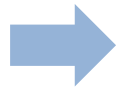
32) FRONT PLATE 조립



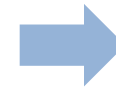
33) ROTOR와 FRONT 간격 조정
(0.02mm)



34) BLADE 조립



35) CYLINDER 조립



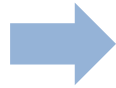
36) REAR PLATE 조립



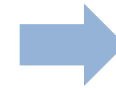
DAG-7SG_Disassembly




37) BEARING(6201ZZ) 조립



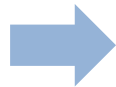
38) KEY 조립



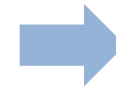
39)) DRIVING GEAR 조립(2-1)



40) DRIVING GEAR 조립(2-2)




41) MOTOR ASSY 인라인 조정

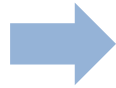


42) GOVERNOR 조립

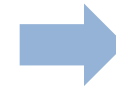
DAG-7SG_Disassembly



43) BEARING(6303ZZ) 조립



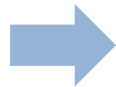
44) KEY 조립



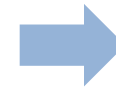
45) DRIVEN GEAR 조립(2-1)



46) DRIVEN GEAR 조립(2-2)



47) SNAP RING 조립

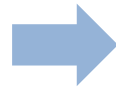


48) WASHER, BEARING 조립

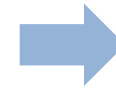
DAG-7SG_Disassembly



49) BEARING(608ZZ) 조립(2-1)



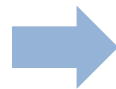
50) BEARING(608ZZ) 조립(2-2)



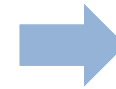
51) SPACER 조립



52) WHEEL SPINDLE ASSY 조립
(2-1)



53) CASING과 WHEEL SPINLE
ASSY 조립(2-2)

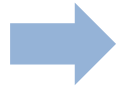


54) OIL SEAL 조립

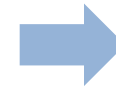
DAG-7SG_Disassembly



55) COVER, CASING 조립



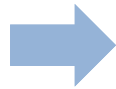
56) SPACER 조립



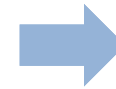
57) DRIVING GEAR에 구리스 도포



58) MOTOR ASSY를 CASING에 조립



59) HOUSING COVER 조립



60) NUT CAP 조립

DAG-7SG_Disassembly



61) TEST