



**DG-50S(L)**

**DG-50LX**

**DG-50SX**

Maintenance Manual



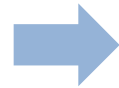
**YANGSAN MACHINERY**



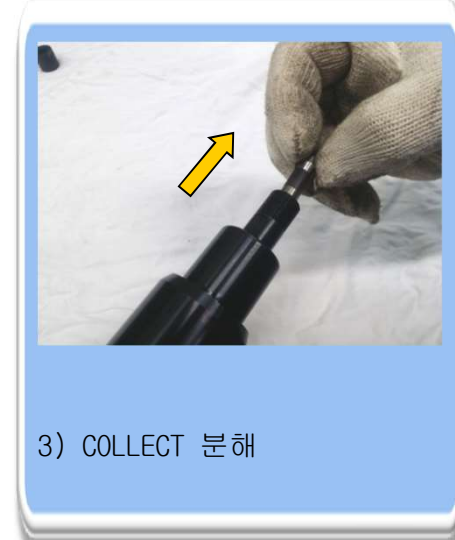
# DG-50S/50SX\_Disassembly



1) 제품확인




2) CHUCK NUT 분해



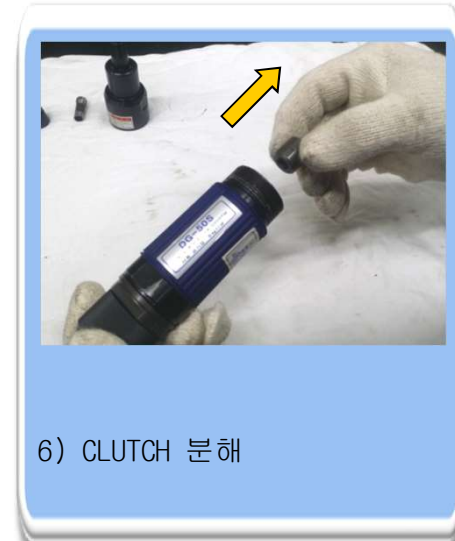
3) COLLECT 분해



4) COLLECT CHUCK CASING 분해-1



5) COLLECT CHUCK CASING 분해-2



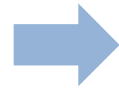
6) CLUTCH 분해



# DG-50S/50SX\_Disassembly



7) SNAP RING(R-24) 분해  
(오무림)-1



8) SNAP RING(R-24) 분해  
(오무림)-2




9) COLLECT CHUCK 분해-1



10) COLLECT CHUCK 분해-2



11) SNAP RING(S-9) 분해  
(벌림)



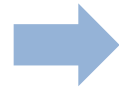
12) COLLECTCHUCK,  
BEARING(609ZZ) 분해



# DG-50S/50SX\_Disassembly



13) BEARING 분해



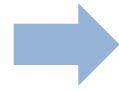
14) OUTER SPACER 분해



15) INNER SPACER 분해



16) BEARING 분해



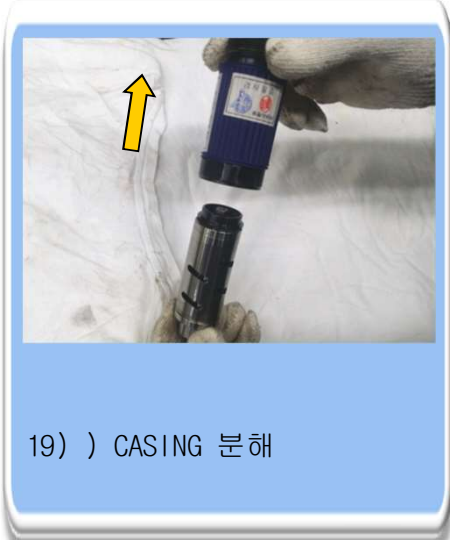
17) COLLECT CHUCK CASING  
분해 모습



18) CASING과 HANDLE ASSY  
분해



# DG-50S/50SX\_Disassembly

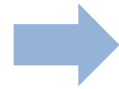




# DG-50S/50SX\_Disassembly



25) ) SNAP RING 분해




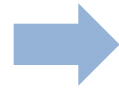
26) REAR PLATE SPACER 분해



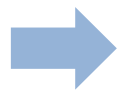
27) O-RING 분해



28) REAR PLATE 분해



29) REAR PLATE BEARING 분해




30) FRPNT PLATE BEARING 분해




# DG-50S/50SX\_Disassembly



31) 전체 분해 모습



32) FRONT PLATE와 BEARING  
조립



33) REAR PLATE와 BEARING  
조립



34) ROTOR와 REAR PLATE  
조립



35) 간격 조정



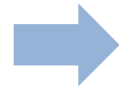
36) BLADE 조립



# DG-50S/50SX\_Disassembly



37) CYLINDER 조립




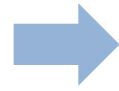
38) FRONT PLATE 조립



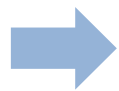
39) SNAP RING 조립



40) O-RING 조립



41) REAR PLATE SPACER 조립



42) SNAP RING 조립

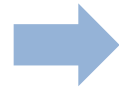




# DG-50S/50SX\_Disassembly



43) ROTOR ASSY와 CASING  
조립



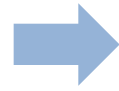
44) CASING과 HANDLE BODY  
ASSY 조립



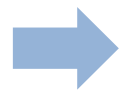
45) COLLECT CHUCK에 BEARING  
조립 (프레스)



46) COLLECT CHUCK에 INNER  
SPACER 조립 (프레스)



47) COLLECT CHUCK에 OUTER  
SPACER 조립



48) COLLECT CHUCK에 BEARING  
조립 (프레스)




# DG-50S/50SX\_Disassembly



49) SNAP RING 조립



50) COLLECT CHUCK 조립



51) SNAP RING(R-24) 조립  
(오무림)-1



52) SNAP RING(R-24) 조립  
(오무림)-2



53) CLUTCH 조립




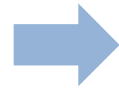
54) CASING에 COLLECT CHUCK  
CASING 조립-1



# DG-50S/50SX\_Disassembly



55) CASING에 COLLECT CHUCK  
CASING 조립-2



56) COLLET 조립



57) CHUCK NUT 조립



58) TEST



## DG-50S/50SX\_Disassembly(HANDLE BODY)



1) HANDLE BODY ASSY 분해



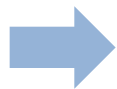
2) AIR INLET BUSHING 분해



3) VALVE HANDLE 분해



4) STEEL BALL 분해



5) SPRING 분해



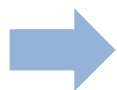
6) PIN 분해




## DG-50S/50SX\_Disassembly(HANDLE BODY)



7) VALVE 분해



8) CONE SPRING 분해



9) STRAINER 분해



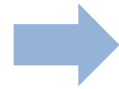
10) HANDLE BODY ASSY  
분해 모습



# DG-50L/50LX\_Disassembly(HANDLE BODY)



1) SPRING PIN 분해



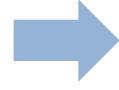
2) VALVE PIN 분해



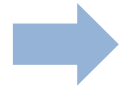
3) VALVE PLUG 분해-1



4) VALVE PLUG 분해-2



5) SPRING 분해



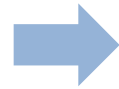
6) STEEL BALL 분해



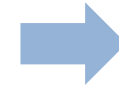
# DG-50L/50LX\_Disassembly(HANDLE BODY) & Re-assembly



7) HANDLE BODY ASSY  
분해 모습



8) STEEL BALL 조립-1



9) STEEL BALL 조립-2  
(프레스)



7) SPRING PIN 조립