



**DGL-38S**

**DGL-38L**

**DGL-38LS**

Maintenance Manual




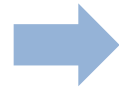
**YANGSAN MACHINERY**



# DGL-38S\_Disassembly



1) 제품 확인



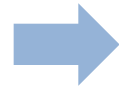
2) COLLECT CHUCK 분해



3) WHEEL SPINDLE CASING과 CASING 나사부 망치로 충격을 가한다.



4) WHEEL SPINDLE CASING 분해



5) SNAP RING(R-28) 분해 (오무림)



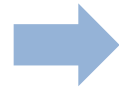
6) BEARING(6001ZZ) 분해-①




# DGL-38S\_Disassembly



7) BEARING(6001ZZ) 분해-②



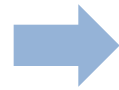
8) NUT 분해



9) BEARING(TA1215) 분해



10) HANDLE BODY 분해



11) CLUTCH,CLUTCH STAND 분해



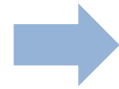
12) SNAP RING 분해




# DGL-38S\_Disassembly




13) ROTOR와 REAR PLATE 분해



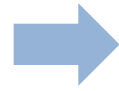
14) 전체 분해 모습



15) ROTOR 면 보정  
(버 제거)



16) REAR PLATE + BEARRING  
조립



17) ROTOR + REAR PLATE 조립



18) ROTOR 간격 조정

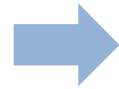





# DGL-38S\_Disassembly



19) BLADE 삽입, CYLINDER 조립



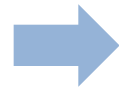
20) KEY, CLUTCH STAND 조립



21) CLUTCH 조립



22) MOTOR 조정



23) SNAP RING 조립



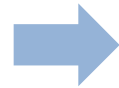
24) OUTER RING, MOTOR ASSY + CASING 조립



# DGL-38S\_Disassembly



25) HANDLE BODY 조립




26) 간섭 조정 (1)



27) 간섭 조정(2)



28) BEARING(TA1215) 조립



29) ) NUT 조립



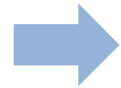
30) BEARING(6001ZZ) 조립-①



# DGL-38S\_Disassembly



31) BEARING(6001ZZ) 조립-②



32) SNAP RING(R-28) 조립  
(오무림)



33) CASING + WHEEL SPINDLE  
CASING 조립



34) CLUTCH + WHEEL SPINDLE  
조립



35) CASING + WHEEL SPINDLE  
CASING 조립




36) COLLECT CHUCK 조립  
37) TEST

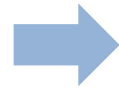




# DGL-38S\_Disassembly(HANDLE BODY)



1) HANDLE BODY와 AIR INLET BUSHING 분해



3) PIN, VALVE, SPRING, STEEL BALL 분해




4) HANDLE BODY ASSY 분해 모습

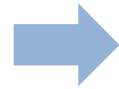




## DGL-38LS\_Disassembly(HANDLE BODY)



1) SPRING PIN 분해



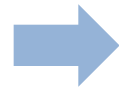
2) VALVE PLUG 분해



3) HANDLE BODY 분해 모습



4) STEEL BALL 조립  
(BALL PRESSING)



5) SPRING, VALVE PLUG 삽입



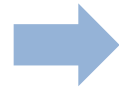
6) VALVE PLUG 조립



# DGL-38LS\_Disassembly(HANDLE BODY)



7) 조립 순서 확인(아래)



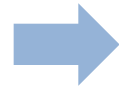
8) LOCK OFF THROTTLE (측면)



9) SPRING PIN 조립



10) LOCK OFF SPTING +  
LOCK OFF THROTTLE 조립



11) HANDLE BODY + SPRING PIN  
조립