



# DSG-25HC

Maintenance Manual



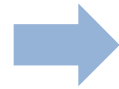
**YANGSAN MACHINERY**




# DSG-25HC\_Disassembly



1) 제품 확인



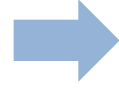
2) WHEEL SPINDLE CASING분해



3) COLLECT CHUCK 분해



4) NUT 분해




5) SNAP RING(R-28) 분해  
(오무림)




6) SNAP RING(S-12) 분해  
(벌림)



# DSG-25HC\_Disassembly



7) BEARING(TA1215) 분해



8) BEARING(6001ZZ) 분해




9) HANDLE BODY 분해



10) 분해된 모습



11) CLUTCH 분해



12) CYLINDER, FRONT PLATE  
분해



# DSG-25HC\_Disassembly

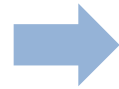




## DSG-25HC\_Disassembly



19) REAR PLATE 조립



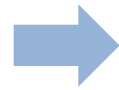
20) REAR PLATE, ROTOR 간격 조정



21) CYLINDER, FRONT PALTE, BEARING(629ZZ) 조립



22) CLUTCH 조립



23) MOTOR MODULE 조립



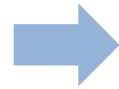
24) HANDLE BODY 조립



# DSG-25HC\_Disassembly




25) SNAP RING(S-12) 조립  
(벌림)



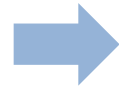
26) SNAP RING(R-28) 조립  
(오무림)



27) NUT 조립



28) COLLECT CHUCK 조립



29) WHEEL SPINDLE CASING 조립



30) TEXT